

The State of COPD—How Are We Doing?

Janet B. Croft, PhD

Senior Epidemiologist and Chief
Emerging Investigations and Analytic Methods Branch

14th Annual ACCP Community Asthma and COPD Coalitions
Symposium
October 24, 2012

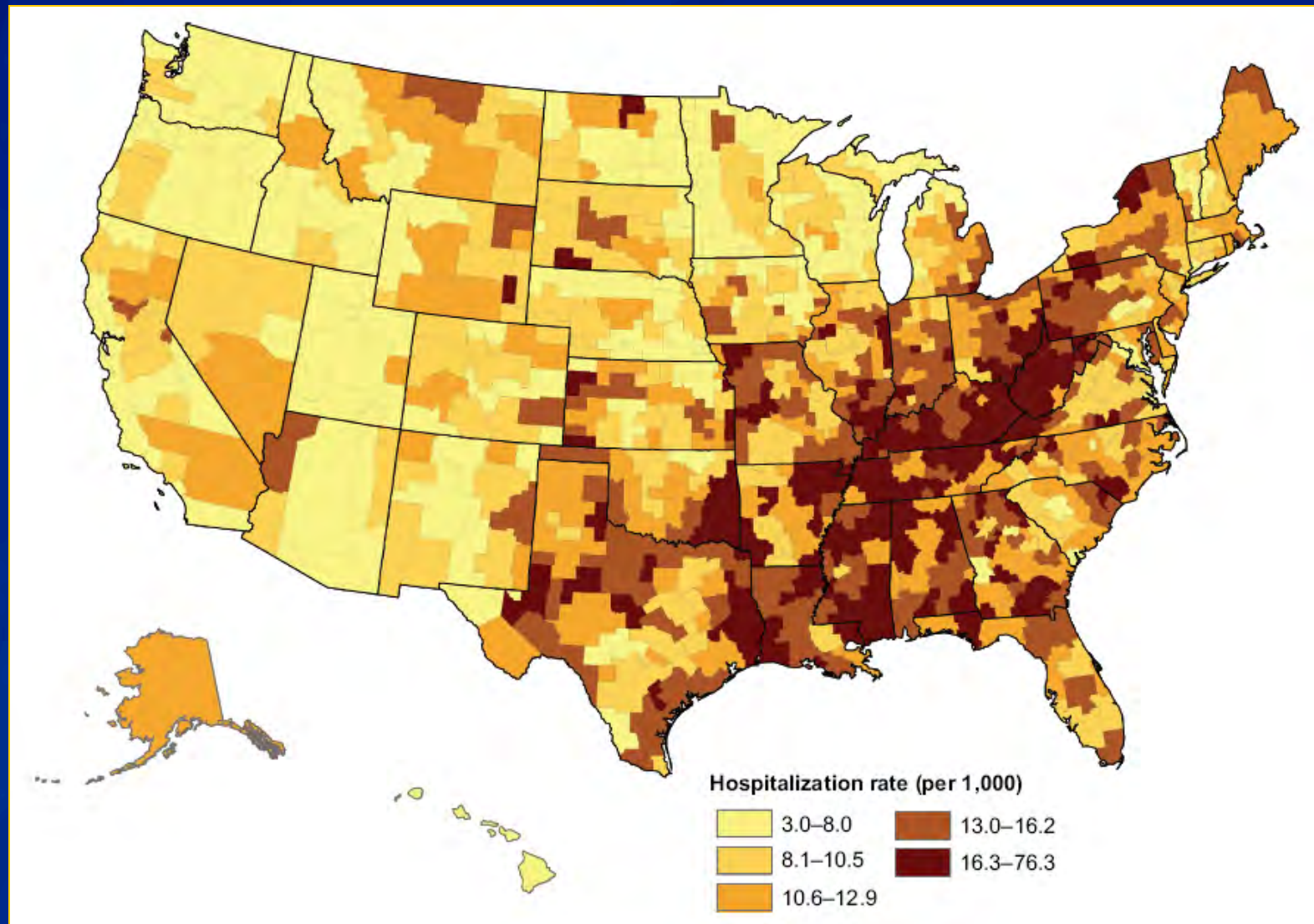
National Center for Chronic Disease Prevention and Health Promotion
Division of Population Health



Improve Public Awareness through Improved Surveillance of COPD

- Maximize use of currently available data.
- Improve the ability of federal agencies to use electronic health records.
- Expand current national population-based surveillance systems to collect state-level and local-level data.

COPD Hospitalizations: Medicare, 1995-2006



JB Holt et al. Int J COPD 2011;6:321-328.

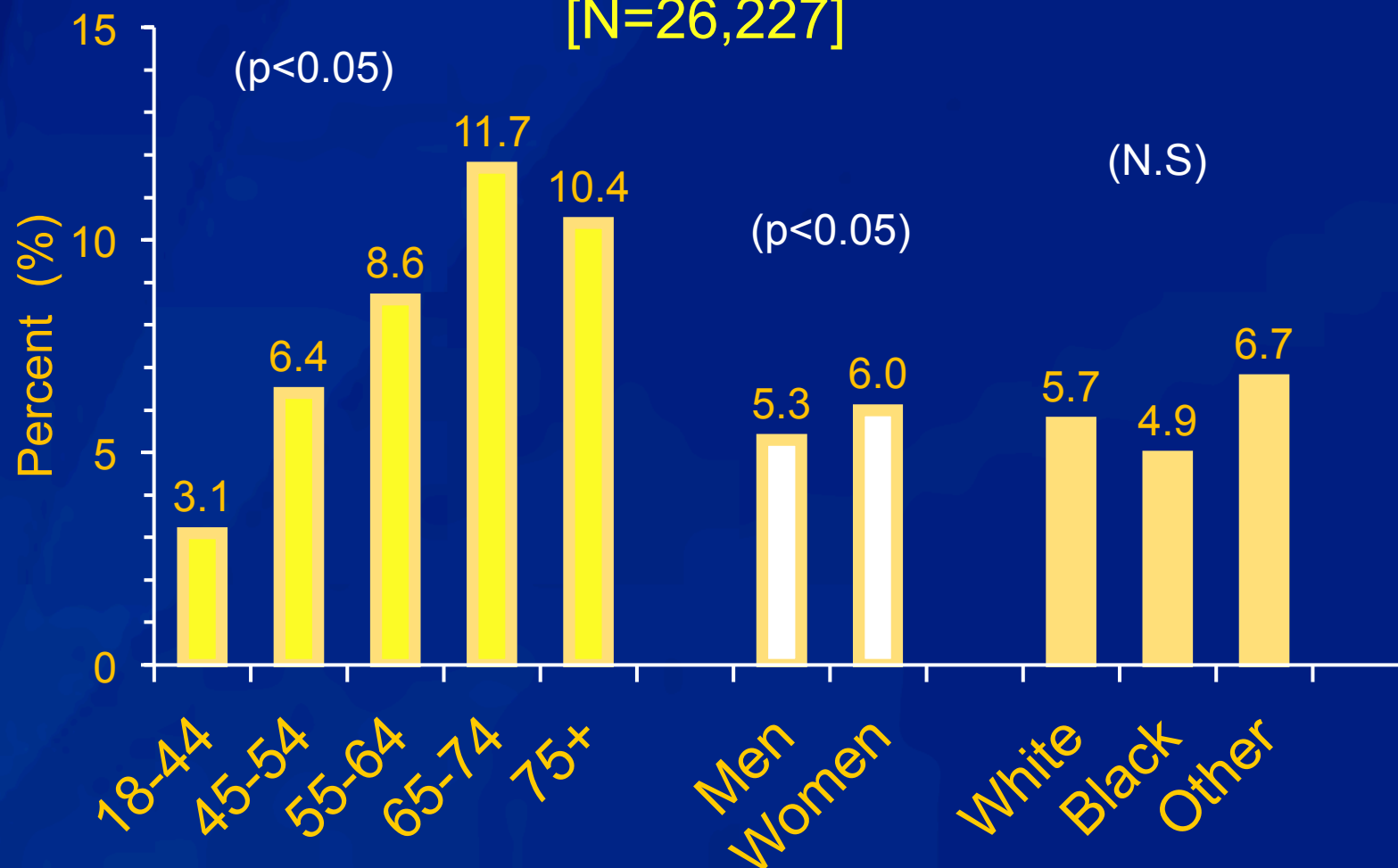
Expand State-Level BRFSS Surveillance for COPD

- COPD question for all 450,000 respondents in all 50 states, DC, and territories in 2011-2014.
- Activity supported by NHLBI and COPD Foundation
- Question developed by NC COPD Task Force and implemented in 2007-2009 (5% COPD).
- Have you ever been told by a doctor or another health professional that you have COPD (chronic obstructive pulmonary disease, emphysema, or chronic bronchitis)?
- Public use dataset for all 50 states – Sept 2012

Prevalence of Self-reported COPD by Selected Characteristics

NC (BRFSS): 2007 and 2009

[N=26,227]

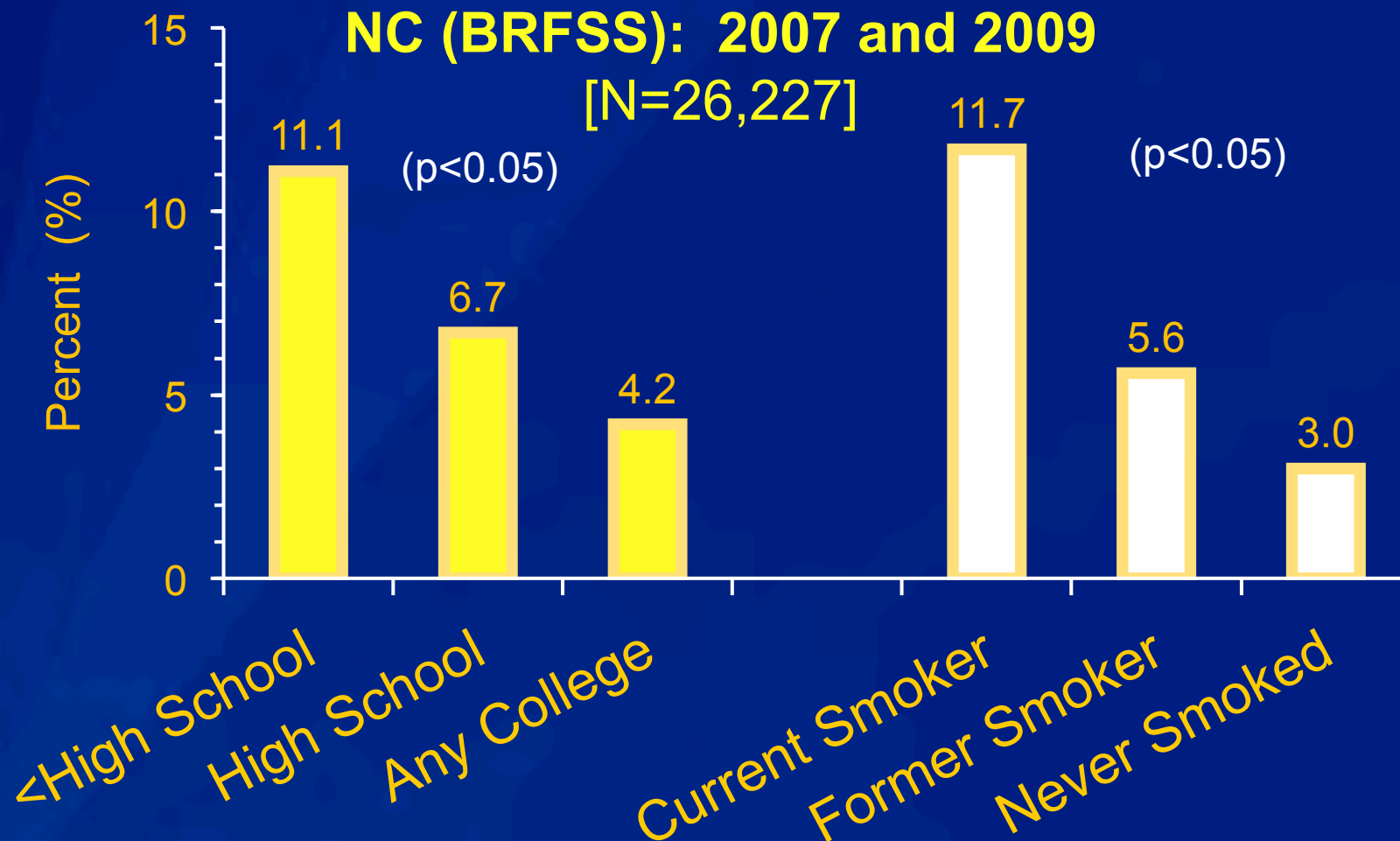


Herrick H et al. *MMWR* 2012;61:143-146.

Prevalence of Self-reported COPD by Selected Characteristics

NC (BRFSS): 2007 and 2009

[N=26,227]



Herrick H et al. *MMWR* 2012;61:143-146.

Prevalence of Self-Reported COPD – All States: 2011

- Joint *MMWR* by NHLBI and CDC
- November 2012 (National COPD Awareness Month)
- US Map

COPD Module for Persons with COPD

- 5 questions on optional state BRFSS module asked of persons who respond “yes” to COPD question in 2011 and 2012.
- Questions developed by NC COPD Task Force and implemented in 2007-2009 NC BRFSS.
- Implemented by states (21 in 2011) supported by funding from NHLBI.

COPD Module for Persons with COPD

- **Breathing test** for diagnosis (76% in NC)
- **Doctor visit** in past 12 months for symptoms (43%)
- **Hospital/ER visit** in past 12 months for COPD (15%)
- **Shortness of breath** affects quality of life (70% in NC)
- Number of **medications** taken for COPD (48% take ≥ 1 every day)

Herrick H et al. *MMWR* 2012;61:143-146.

Implemented 2011 COPD Module**

- Arizona
- California
- Connecticut
- District of Columbia
- Illinois
- Iowa
- Kansas
- Kentucky
- Maine
- Massachusetts
- Michigan
- Minnesota
- Montana
- Nebraska
- Nevada
- New Jersey
- North Carolina
- Ohio
- Oregon
- Puerto Rico
- Tennessee
- Utah
- West Virginia

Report in November **MMWR

State-specific COPD Data

2011 BRFSS COPD prevalence data available at interactive CDC BRFSS website at www.cdc.gov/brfss under “Prevalence and Trends Data” (Chronic Health Indicators)

- Unadjusted to show actual state burden.
- Not appropriate for comparisons across states.
- Will differ slightly from age-adjusted MMWR results.
- Sample size will differ because MMWR includes “don’t know/not sure” respondents as “no” rather than excluding them.
- Provides state prevalence estimates by gender, age, race, income, and education.



Behavioral Risk Factor Surveillance System

[BRFSS Home](#) | [Contact Us](#)



The Behavioral Risk Factor Surveillance System (BRFSS) is the world's largest, on-going telephone health survey system, tracking health conditions and risk behaviors in the United States yearly since 1984. Currently, data are collected monthly in all 50 states, the District of Columbia, Puerto Rico, the U.S. Virgin Islands, and Guam. [Learn More >](#)

SPOTLIGHT

The **2011 Annual Survey data** are combined landline and cell phone.

BRFSS CONTENTS

- Prevalence and Trends Data
- SMART: City and County Data
- BRFSS Maps
- Web Enabled Analysis Tool (WEAT)
- Chronic Disease Indicators (CDI)
- About the BRFSS
- BRFSS Datasets (downloads and documentation)
- Questionnaires
- FAQs
- State Information
- Training
- Site Map
- Related Links

[Sign up for CDC email updates from BRFSS](#)

Interactive Databases

- [Prevalence and Trends Database](#)
- [SMART: City and County Database](#)
- [BRFSS Interactive Maps \(GIS\)](#)
- [Web Enabled Analysis Tool \(WEAT\)](#)
- [Chronic Disease Indicators \(CDI\)](#)



Survey Data and Downloads

- [BRFSS Annual Survey Data \(1984-2011\)](#)
- [BRFSS SMART Survey Data \(2002-2010\)](#)
- [BRFSS GIS Maps Data \(2002-2010\)](#)
- [BRFSS Asthma Call-back Survey Data and Documentation \(2006-2010\) **NEW!**](#)
- [Summary Data Quality Reports \(1990-2010\)](#)



General Information

- [About BRFSS](#)
- [BRFSS FAQs](#)
- [BRFSS At A Glance Report](#)
- [2012 BRFSS Annual Meeting.*](#)
- [Related Links](#)
- [Site Map](#)

Questionnaires

- [English Language Questionnaires \(1984-2011\)](#)
- [Spanish Language Questionnaires \(1997-2011\)](#)
- [Optional Modules by State \(1998-2010\)](#)
- [Optional Modules by Category \(1998-2010\)](#)
- [Questionnaires Background Information](#)
- [Questions Archive \(1984-2009\)](#)
- [State-Added Questions Database \(1995-2009\)*](#)



State Information

- [BRFSS State Coordinators List](#)
- [BRFSS Data Use by States Examples](#)

Learning Resources

- [Training Resources](#)
- [BRFSS Operational and User's Guide \(PDF-1.7Mb\)](#)



[Sign up for CDC email updates from BRFSS](#)

One or more documents on this Web page is available in Portable Document Format (PDF). You will need [Acrobat Reader](#) to view and print these documents.

Other State-Specific COPD Data (systems under development)

- Environmental Public Health Tracking
- Chronic Disease Indicators
- State-specific COPD data
 - Mortality
 - Emergency department visits
 - Hospital visits

Awareness – CDC Collaborations with NHLBI and COPD Foundation

- Leverage new and existing partnership efforts to promote *COPD Learn More, Breathe Better*.
- Share data analyses results of the COPD module and work to develop strategies to disseminate results.
- **MMWR on 2011 COPD data – November 2012**
- Provide links to partner education materials, help sustain activities, and highlight the educational campaign.

www.cdc.gov/copd

www.cdc.gov/brfss

For more information please contact Centers for Disease Control and Prevention

1600 Clifton Road NE, Atlanta, GA 30333

Telephone, 1-800-CDC-INFO (232-4636)/TTY: 1-888-232-6348

E-mail: cdcinfo@cdc.gov Web: www.cdc.gov

The findings and conclusions in this report are those of the authors and do not necessarily represent the official position of the Centers for Disease Control and Prevention.

National Center for Chronic Disease Prevention and Health Promotion
Division of Population Health

